

## In the garden!

What different plants can you find in your garden?

Draw a picture of your garden and label the different plants that you have found.

## Now have a go at a Bug Hunt!

Can you find different bugs in your garden too?

## Nature sculptures

Using things you can find at home/ in your garden, what different sculptures can you make?

Here's an example inspired by Andy Goldsworthy!



## Research a significant explorer from the past

Choose one of the following explorers:

Christopher Columbus

Neil Armstrong

Robert Falcon Scott

What interesting facts can you find out about them?

What makes them such important people from the past?

## Diary entry of you Easter break

Can you write a diary entry for each week of your Easter holiday? What different things did you do whilst at home?


You can include some photos and upload them onto Class Dojo with some writing to go alongside them.

I'd love to see all of the different things you do!

## Paint a picture of your favourite place.

Choose different materials to paint your picture...

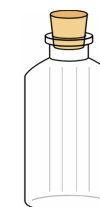
- Sponges
- Paintbrushes
- Fingers!



Can you tell me why it is your favourite place?

## Message in a bottle

Just like we did as if we were Christopher Columbus, can you write your own message in a bottle about what you have been doing since you started learning from home?



Don't forget to write the date and where you are!

## Design and make a map for a treasure hunt


Choose some treasure to hide for somebody in your family to find.



Can you think of inventive places to hide the treasure?

## Natural collage

Create a collage of a scene in nature using different materials that you can find at home




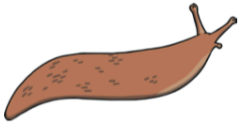













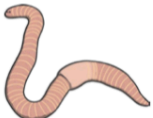

## Bake some cupcakes with help from an adult.

Can you share them equally with your family?


How many would everyone have?


Get creative with how you decorate them! Don't forget to take pictures to show me on Class Dojo!

## Bug hunt

					
spider		slug		beetle	
					
grasshopper		earwig		snail	
					
millipede		fly		bee	
					
roly-poly		butterfly		wasp	
					
ladybug		dragonfly		ant	
					
worm		caterpillar			

# Treasure Map

Put an  where the treasure is buried.



## Cupcakes

110g softened butter

110g golden caster sugar

2 large eggs

½ tsp vanilla extract

110g self-raising flour

### For the buttercream

150g softened butter

300g icing sugar

1 tsp vanilla extract

3 tbsp milk

food colouring paste of your choice  
(optional)

**1.** Heat oven to 180C/160C fan/gas 4 and fill a 12 cupcake tray with cases.

---

**2.** Using an electric whisk beat 110g softened butter and 110g golden caster sugar together until pale and fluffy then whisk in 2 large eggs, one at a time, scraping down the sides of the bowl after each addition.

---

**3.** Add ½ tsp vanilla extract, 110g self-raising flour and a pinch of salt, whisk until just combined then spoon the mixture into the cupcake cases.

---

**4.** Bake for 15 mins until golden brown and a skewer inserted into the middle of each cake comes out clean. Leave to cool completely on a wire rack.

---

**5.** To make the buttercream, whisk 150g softened butter until super soft then add 300g icing sugar, 1 tsp vanilla extract and a pinch of salt.

---

**6.** Whisk together until smooth (start off slowly to avoid an icing sugar cloud) then beat in 3 tbsp milk.

---

**7.** If wanting to colour, stir in the food colouring now. Spoon or pipe onto the cooled cupcakes.

---